

ETP LOG BOOK FORMAT

Log Book of ETP installed and operated by M/S Bee Enn General Hospital for the Month of Jan 22

S. NO.	DATE	Capacity of ETP	Flow Meter Reading		Plant Operation Time		Chemical Dosing (Quantity)(Kg/gms)			Energy Meter Reading		Sludge Qty (in kgs)	pH observation		Date of Sample Taken by Lab for Analysis
			Inlet	Outlet	Start (AM)	Close (PM)	Lime	Alum	Polyelectrol	Start	Close		Inlet	Outlet	
1	1/1/22		2176	1898	1600am	7:10pm									
2	2/1/22		2178	1899	1600	7:15pm									
3	3/1/22		2180	1902	1610	7:18pm									
4	4/1/22		2182	1905	1610	7:40pm									
5	5/1/22		2185	1907	1600	7:30am	2am	2am	2am						
6	6/1/22		2187	1909	1610	7:30am									
7	7/1/22		2187	1912	1600	7:25pm									
8	8/1/22		2191	1915	7:25am	1600h									
9	9/1/22		2193	1917	1615	1460									
10	10/1/22		2195	1919	1610	2:00pm									
11	11/1/22		2197	1922	1615	7:10am									
12	12/1/22		2199	1925	1640	2:10am	2am	2am	2am						
13	13/1/22		2202	1927	1630	2:15am									
14	14/1/22		2204	1929	1600	7:10am									
15	15/1/22		2206	1931	1610	7:00pm									
16	16/1/22		2208	1933	1615	6:30pm									
17	17/1/22		2210	1935	1620	6:50am						3500			
18	18/1/22		2212	1938	1640	6:30									
19	19/1/22		2215	1940	1655	6:20am	2am	2am	2am						
20	20/1/22		2217	1943	1610	6:40									
21	21/1/22		2219	1946	1615	6:10am									
22	22/1/22		2221	1948	1620	6:15am									
23	23/1/22		2224	1951	1555	6:40am									
24	24/1/22		2227	1953	1600	6:20am	2am	2am	2am						
25	25/1/22		2229	1956	1610	6:10am									
26	26/1/22		2231	1958	1610	6:15am									
27	27/1/22		2233	1960	1640	6:30am									
28	28/1/22		2235	1962	1555	6:45am									
29	29/1/22		2237	1965	1650	6:00am	2am								
30	30/1/22		2239	1967	1610	7:20am									
31	31/1/22		2241	1970	1615	7:15									



**BEE ENN GENERAL HOSPITAL**  
 Talat Tillo Road, Jammu-180007  
 Mob: 9870225706, 9070225707  
 9870538868, 9070225707  
 E-mail: bgnh@beennngroup.com  
 Website: www.beennngroup.com


6/1

ETP duty running

ETP LOG BOOK FORMAT

Book of ETP Installed and operated by M/S Bee Enn General Hospital for the Month of Feb 22

M/YEAR	Capacity of ETP	Flow Meter Reading		Plant Operation Time		Chemical Dosing (Quantity)(Kg/gms)			Energy Meter Reading		Sludge City (in lbs)	pH observation		Date of Sample Taken by Lab for Analysis
		Inlet	Outlet	Start (AM)	Close (PM)	Lime	Alum	Polyelectroly	Start	Close		Inlet	Outlet	
22		1974	1974	6:00	6:00									
22		1975	1975	6:10	6:00									
22	10K	1976	1976	6:18	6:00	200g		200g						
22		1977	1977	6:00	6:00									
22		1978	1978	6:20	6:00									
22		1979	1979	6:18	6:00									
22		1980	1980	6:20	6:00									
22		1981	1981	6:18	6:00									
22		1982	1982	6:20	6:00	200g		200g						
22		1983	1983	6:18	6:00									
22		1984	1984	6:20	6:00	200g		200g						
22		1985	1985	6:18	6:00									
22		1986	1986	6:20	6:00									
22		1987	1987	6:18	6:00									
22		1988	1988	6:20	6:00									
22		1989	1989	6:18	6:00									
22		1990	1990	6:20	6:00									
22		1991	1991	6:18	6:00									
22		1992	1992	6:20	6:00									
22		1993	1993	6:18	6:00									
22		1994	1994	6:20	6:00									
22		1995	1995	6:18	6:00									
22		1996	1996	6:20	6:00									
22		1997	1997	6:18	6:00									
22		1998	1998	6:20	6:00									
22		1999	1999	6:18	6:00									
22		2000	2000	6:20	6:00									
22		2001	2001	6:18	6:00									
22		2002	2002	6:20	6:00									
22		2003	2003	6:18	6:00									
22		2004	2004	6:20	6:00									
22		2005	2005	6:18	6:00									
22		2006	2006	6:20	6:00									
22		2007	2007	6:18	6:00									
22		2008	2008	6:20	6:00									
22		2009	2009	6:18	6:00									
22		2010	2010	6:20	6:00									
22		2011	2011	6:18	6:00									
22		2012	2012	6:20	6:00									
22		2013	2013	6:18	6:00									
22		2014	2014	6:20	6:00									
22		2015	2015	6:18	6:00									
22		2016	2016	6:20	6:00									
22		2017	2017	6:18	6:00									
22		2018	2018	6:20	6:00									
22		2019	2019	6:18	6:00									
22		2020	2020	6:20	6:00									
22		2021	2021	6:18	6:00									
22		2022	2022	6:20	6:00									



**BEE ENN GENERAL HOSPITAL**  
 Tataballa Road, Jammu 180007  
 Mob. No. 9870225706, 9870225707  
 9870225708, 9870225709  
 E-mail: benn@bennenggroupp.com  
 Website: www.bennenggroupp.com

10/1

ETP LOG BOOK FORMAT

Log Book of ETP Installed and operated by M/S Bee Enn General Hospital for the Month of Feb 22

S. NO.	DATE	Capacity of ETP	Flow Meter Reading		Plant Operation Time		Chemical Dosing (Quantity)(Kg/gms)			Energy Meter Reading		Sludge Qty (in kgs)	pH observation		Date of Sample Taken by Lab for Analysis
			Inlet	Outlet	Start (AM)	Close (PM)	Lime	Alum	Polyelectrol	Start	Close		Inlet	Outlet	
1	1/2/22		2240	1974	6:00	1600									
2	2/2/22		2243	1975	6:10	1600									
3	3/2/22	1st	2244	1986	6:18	1600	205m		2m						
4	4/2/22		2245	1997	6:00	1600									
5	5/2/22		2246	1978	6:20	1610									
6	6/2/22		2247	1980	6:18	1610									
7	7/2/22		2248	1981	6:20	1610		20m							
8	8/2/22		2249	1982	6:00	1615			20m						
9	9/2/22		2250	1987	6:18	1640									
10	10/2/22		2251	1989	6:20	1600	205m								
11	11/2/22		2252	1985	6:40	1580									
12	12/2/22		2253	1986	6:10	1555						400g			
13	13/2/22		2254	1987	6:30	1600		20m	20m						
14	14/2/22		2255	1988	6:30	1600									
15	15/2/22		2258	1989	6:30	1600									
16	16/2/22		2259	1990	6:15	1610	20m								
17	17/2/22		2260	1991	6:40	1555			20m						
18	18/2/22		2261	1992	6:00	1550			20m						
19	19/2/22		2262	1993	6:00	1545									
20	20/2/22		2262	1994	6:10	1600									
21	21/2/22		2264	1995	6:15	1810									
22	22/2/22		2265	1996	6:15	1815	20m	20m	20m						
23	23/2/22		2266	1997	6:40	1615									
24	24/2/22	1st	2267	1998	6:30	1600									
25	25/2/22		2268	1999	6:40	1530									
26	26/2/22		2268	1992	6:30	1530	20m	20m	20m						
27	27/2/22		2267	1991	6:20	1600									
28	28/2/22		2290	1997	6:25	1605									




**BEE ENN GENERAL HOSPITAL**  
 Talab Tillo Road, Jammu-180002  
 Mob. No. 9879225706, 9070225702  
 9070488888, 9070225707  
 E-mail: bnghe@beenngroup.com  
 Website: www.beenngroup.com

102

ETP LOG BOOK FORMAT

Log Book of ETP installed and operated by M/S Bee Enn General Hospital for the Month of March 22

S. NO.	DATE	Capacity of ETP	Flow Meter Reading		Plant Operation Time		Chemical Dosing (Quantity)(Kg/gms)			Energy Meter Reading		Sludge Qty (in kgs)	pH observation		Date of Sample Taken by Lab for Analysis
			Inlet	Outlet	Start (AM)	Close (PM)	Lime	Alum	Polyelectrol	Start	Close		Inlet	Outlet	
1	11/3/22		2272	1999	6am	cto cont.									
2	2/3/22		2274	2003											
3	3/3/22		2278	2006											
4	4/3/22		2283	2009											
5	5/3/22		2288	2012			2.05g	2.05g	2.05g						
6	6/3/22		2294	2016											
7	7/3/22		2299	2020											
8	8/3/22		2306	2024								2.04			
9	9/3/22		2309	2032		7:40am		2.05g							
10	10/3/22		2315	2036	8:00am			2.05g							
11	11/3/22		2320	2040											
12	12/3/22		2325	2045											
13	13/3/22		2331	2049											
14	14/3/22		2337	2053			2.05g				2.05g				
15	15/3/22		2343	2057											
16	16/3/22		2350	2063											
17	17/3/22		2356	2066											
18	18/3/22		2381	2069											
19	19/3/22		2366	2093											
20	20/3/22		2371	2093	cont										
21	21/3/22		2377	2087											
22	22/3/22		2385	2084		11am									
23	23/3/22		2391	2088	11:15am										
24	24/3/22		2397	2092			2.05g								
25	25/3/22		2404	2096											
26	26/3/22		2410	2100											
27	27/3/22		2416	2104											
28	28/3/22		2420	2108											
29	29/3/22		2426	2112											
30	30/3/22		2430	2116											
31	31/3/22		2436	2120											



**BEE ENN GENERAL HOSPITAL**  
 Talah, Milla Road, Jammu-180002  
 Mob. No. 9070225708, 9070225702  
 9070225703, 9070225707  
 E-mail: bngn@beennngroup.com  
 Website: www.beennngroup.com

ETP LOG BOOK FORMAT

Log Book of ETP installed and operated by M/S Bee Enn General Hospital for the Month of April '22

S. NO.	DATE	Capacity of ETP	Flow Meter Reading		Plant Operation Time		Chemical Dosing (Quantity)(Kg/gms)			Energy Meter Reading		Sludge Qty (in kgs)	pH observation		Date of Sample Taken by Lab for Analysis
			Inlet	Outlet	Start (AM)	Close (PM)	Lime	Alum	Polyelectrolyte	Start	Close		Inlet	Outlet	
1	1/4/22	10K	2438	2122	6:55am	18:00									
2	2/4/22		2441	2124	7:0am	18:10									
3	3/4/22		2443	2126	7:05am	18:10									
4	4/4/22		2446	2127	7:10am	19:00	200gm	200gm							
5	5/4/22		2449	2129	7:05am	19:05									
6	6/4/22		2452	2131	8:10am	9:10									
7	7/4/22		2456	2133	8:50am	19:10						10K			
8	8/4/22		2458	2135	6:40am	19:50									
9	9/4/22		2461	2137	7:05am	19:05		200gm							
10	10/4/22	10K	2463	2139	7:00am	19:10									
11	11/4/22		2466	2141	7:00am	19:40	200gm		200gm						
12	12/4/22		2469	2144	7:05am	18:55									
13	13/4/22		2472	2147	7:10am	18:40									
14	14/4/22		2475	2150	7:20am	18:5		200gm	200gm						
15	15/4/22		2478	2152	7:40am	18:45									
16	16/4/22		2481	2154	7:00am	18:40									
17	17/4/22		2484	2156	7:00	18:50									
18	18/4/22		2487	2158	055	18:55						25K			
19	19/4/22		2490	2161	8:40	18:05	200gm	200gm							
20	20/4/22		2493	2163	7:40	19:05									
21	21/4/22		2496	2165	7:30	19:10									
22	22/4/22		2499	2167	7:15	19:20									
23	23/4/22		2502	2169	7:05	19:25				200gm					
24	24/4/22		2505	2172	7:10	19:30		200gm							
25	25/4/22		2508	2175	7:15	19:35									
26	26/4/22		2511	2178	7:05	19:35	200gm								
27	27/4/22		2513	2180	7:10	19:00				200gm					
28	28/4/22		2516	2183	6:55	19:00am						10K			
29	29/4/22		2519	2186	7:30	19:05		200gm							
30	30/4/22		2523	2189	7:40am	19:10am				200gm					

*[Handwritten signature]*



ETP / STP LOG BOOK FORMAT

Log book of STP/ETP installed and operated by Bee Enn General Hospital for the month of May '22

S.NO	DATE	CAPACITY 130t OF ETP	Flow meter reading		Plant operation time		Chemical dosing (quantity)(Kgs/gms)			Energy meter reading		Sludge qty in Kgs	Ph observer		Date of Sample
			04t In let	04t Out Tet	Start(AM)	Close(PM)	Lime	Alum	Polyelectrol	Start	Close		In let	Out let	
1	11/5/22	2526	2190	204	7.00	5.00	400g	200g	200g						
2	21/5	2529	2192		7.10	5.10									
3	31/5	2533	2194		7.00	5.10									
4	4/5	2536	2196		7.10	5.00		200g	200g						
5	6/5	2539	2198		7.05	5.05	200g								
6	6/5	2544	2201		7.15	5.10									
7	7/5	2548	2203		7.10	5.05									
8	8/5	2552	2205		7.15	5.05	200g	200g	200g						
9	9/5	2555	2206		7.10	5.00									
10	10/5	2558	2208		7.00	5.15									
11	11/5	2562	2210	104	7.10	5.30									
12	12/5	2566	2212		7.00	5.15	200g	200g	200g						
13	13/5	2570	2214		7.05	5.20									
14	14/5	2573	2216		7.05	5.25									
15	15/5	2576	2218		7.00	5.30	200g	200g	200g						
16	16/5	2579	2220		7.10	5.40									
17	17/5	2583	2222		7.00	5.10									
18	18/5	2588	2225		7.10	4.00	200g	200g	200g						
19	19/5	2591	2227		7.15	4.45									




**BEE ENN GENERAL HOSPITAL**  
 Talab T/10 Road, Jammu-180002  
 Mob. No. 970225702, 9070225702  
 970225702, 9070225702  
 Email: bgnh@beeenngroup.com  
 Website: www.beeenngroup.com

ETP / STP LOG BOOK FORMAT

Log book of STP/ETP installed and operated by Bee Enn General Hospital for the month of May '22


S.NO	DATE	CAPACITY Inlet DF ETP	Flow meter reading		Plant operation time		Chemical dosing (quantity)(Kgs/gms)			Energy meter reading		Sludge qty in Kgs	Ph observer		Date of Sample
			Inlet	Outlet	Start(AM)	Close(PM)	Lime	Alum	Polyelectrol	Start	Close		In let	Out let	
20	20/5/22	2594	2229		7.10	4.40									
21	21/5	2597	2231		7.10	5.00	200gm	200gm	20gm						
22	22/5	2599	2233		7.00	5.65									
23	23/5	2604	2235		7.15	5.10									
24	24/5	2608	2237		7.10	5.15	200gm	200gm	20gm						
25	25/5	2611	2239	100	7.25	5.00									
26	26/5	2614	2241		7.25	4.55									
27	27/5	2618	2243		7.10	5.00	200gm	200gm	20gm						
28	28/5	2621	2245		7.30	5.10									
29	29/5	2624	2247		7.15	5.00									
30	30/5	2627	2250		7.20	5.10	200gm	200gm	20gm						
31	31/5	2630	2252		7.40	5.40									


**BEE ENN GENERAL HOSPITAL**  
 Road, Jambhli-180002  
 Talah Tilk  
 Mob: 98225706, 9870225702  
 9838550, 9870225707  
 E-mail: [beeenn@beeenn.com](mailto:beeenn@beeenn.com)  
 Website: [www.beeenn.com](http://www.beeenn.com)

ETP / STP LOG BOOK FORMAT

Log book of STP/ETP Installed and operated by Bee Enn General Hospital for the month of June 22<sup>nd</sup>

S.NO	DATE	CAPACITY OF ETP	Flow meter reading		Plant operation time		Chemical dosing (quantity)(Kgs/gms)			Energy meter reading		Sludge qty in Kgs	Ph observer		Date of Sample
			In let	Out let	Start(AM)	Close(PM)	Lime	Alum	Polyelectrol	Start	Close		In let	Out let	
1	1/6/22		2635	2254	7:15	16:00									
2	2/6		2638	2256	7:45	16:55	200gm	200gm	200gm						
3	3/6		2641	2258	7:00	5:00									
4	4/6		2645	2259	7:10	5:10									
5	5/6		2648	2261	7:15	5:10	200gm	200gm	200gm			30kg			
6	6/6	100	2651	2263	7:40	4:45									
7	7/6		2654	2265	7:30	4:40									
8	8/6/22		2659	2268	7:20	5:15	200gm	200gm	200gm						
9	9/6		2663	2270	7:25	6:00									
10	14/6		2666	2272	7:30	5:40									
11	11/6		2669	2274	7:00	5:00	200gm	200gm	200gm						
12	12/6		2674	2276	7:15	4:55									
13	13/6		2678	2278	7:25	5:00									
14	14/6		2682	2280	7:25	5:15	200gm	200gm	200gm						
15	15/6	100	2685	2282	7:30	5:05									
16	16/6		2688	2284	7:10	5:00									
17	17/6		2691	2286	7:00	5:15	200gm	200gm	200gm						
18	18/6		2694	2288	7:15	4:55									
19	19/6		2697	2290	7:40	5:00									


**BEE ENN GENERAL HOSPITAL**  
 Jalan Titi 11200002  
 Telok Anson, 11200002  
 Tel: 03-70233702  
 Fax: 03-70233707  
 Email: beeenn@beeenn.com  
 Website: www.beeenn.com






ETP / STP LOG BOOK FORMAT

Log book of STP/ETP installed and operated by Bee Enn General Hospital for the month of July 22<sup>nd</sup>


S.NO	DATE	CAPACITY OF ETP	Flow meter reading		Plant operation time		Chemical dosing (quantity)(Kgs/gms)			Energy meter reading		Sludge qty in Kgs	Ph observer		Date of Sample
			In let	Out let	Start(AM)	Close(PM)	Lime	Alum	Polyelectrol	Start	Close		In let	Out let	
1	1/7/22		2835	2311	7:00	5:10									
2	2/7		2840	2313	7:05	5:10	200gm	200gm	200gm						
3	3/7		2844	2315	7:05	5:00									
4	4/7		2847	2316	7:10	5:00									
5	5/7	1.5kl	2850	2318	7:15	5:10	200gm	200gm	200gm						
6	6/7		2854	2320	7:05	4:55									
7	7/7		2858	2322	7:00	4:50									
8	8/7		2861	2324	6:55	4:55	200gm	200gm	200gm			25kl			
9	9/7		2864	2326	7:40	4:55									
10	10/7/22		2867	2328	7:45	5:10									
11	11/7		2871	2330	7:10	5:15	200gm	200gm	200gm						
12	12/7		2875	2332	7:15	5:00									
13	13/7		2878	2334	7:15	5:10									
14	14/7		2881	2336	7:10	5:15	200gm	200gm	200gm						
15	15/7		2884	2338	7:00	5:15									
16	16/7		2888	2339	7:00	5:10									
17	17/7		2891	2341	7:10	5:15	200gm	200gm	200gm						
18	18/7		2894	2343	7:05	4:55									
19	19/7		2898	2345	7:15	5:00									


**BEE ENN GENERAL HOSPITAL**  
 Jalandhar Road, Jammu-180002  
 Mob. No. 9876225706, 9070225702  
 9876225703, 9070225701  
 Email: bng@beaengroup.com  
 Website: www.beaengroup.com

ETP / STP LOG BOOK FORMAT

Log book of STP/ETP Installed and operated by Bee Enn General Hospital for the month of.....

S.NO	DATE	CAPACITY OF ETP	Flow meter reading		Plant operation time		Chemical dosing (quantity)(Kgs/ltrms)			Energy meter reading		Sludge qty in Kgs	Ph observer		Date of Sample
			In let	Out let	Start(AM)	Close(PM)	Lime	Alum	Polyelectrol	Start	Close		In let	Out let	
20	20/7/22		2901	2347	6:55	4:40									
21	21/7/22		2904	2349	7:00	4:10	200gm	200ml	20ml						
22	22/7		2907	2351	7:00	4:45									
23	23/7		2910	2353	7:10	5:00						30kg			
24	24/7		2914	2355	7:15	5:00	200ml	200ml	20ml						
25	25/7		2917	2357	7:05	4:55									
26	26/7	106	2920	2359	7:00	5:10									
27	27/7		2923	2361	6:58	5:05	200ml	200ml	20ml						
28	28/7		2926	2363	7:10	5:10									
29	29/7		2929	2365	7:15	5:40									
30	30/7		2932	2367	7:10	5:10	200ml	200ml	20ml						
31	31/7		2935	2369	7:00	5:00									


**BEE ENN GENERAL HOSPITAL**  
 Talib Tillo Road, Jammu-180002  
 Tel: 0192225706, 0192225702  
 Mob. No. 9370538882, 9370538883  
 Email: benn@beennhgroup.com  
 Website: www.beennhgroup.com

ETP / STP LOG BOOK FORMAT

Log book of STP/ETP installed and operated by Bee Enn General Hospital for the month of Aug '22

S.NO	DATE	CAPACITY OF ETP	Flow meter reading		Plant operation time		Chemical dosing (quantity)(Kgs/gms)			Energy meter reading		Sludge qty in Kgs	Ph observer		Date of Sample
			In let	Out let	Start(AM)	Close(PM)	Lime	Alum	Polyelectrol	Start	Close		In let	Out let	
1	1/8/22	10k	2938	2371	6.50	6.00	100gm	200gm	20gm						
2	2/8		2942	2374	6.50	6.05									
3	3/8		2946	2377	7.00	5.45	200gm	200gm	20gm						
4	4/8		2950	2380	7.40	6.00									
5	5/8		2954	2383	6.40	6.10	200gm	200gm	20gm						
6	6/8		2958	2386	7.10	5.45									
7	7/8/22		2963	2389	7.15	5.30									
8	8/8		2967	2391	7.00	5.40		200gm	200gm						
9	9/8		2971	2395	7.10	6.10						30gm			
10	10/8		2975	2398	7.15	6.15									
11	11/8		2980	2401	7.00	6.20	200gm	200gm	20gm						
12	12/8		2984	2404	7.15	6.00									
13	13/8/22	10k	2988	2407	7.10	6.10									
14	14/8		2992	2410	7.40	5.40		200gm	200gm						
15	15/8		2996	2413	7.10	5.10									
16	16/8		2999	2416	7.15	5.00	200gm								
17	17/8		3004	2419	7.10	6.00		200gm	20gm						
18	18/8		3008	2422	7.10	6.10									
19	19/8		3012	2426	7.15	6.15									




**BEE ENN GENERAL HOSPITAL**  
 Talab TUNO Road, Jammu-180002  
 Mob. No. 9070223706, 9070223702  
 90638888, 9070223707  
 E-mail: bign@beengroup.com  
 Website: www.beengroup.com

ETP / STP LOG BOOK FORMAT

Log book of STP/ETP installed and operated by Bee Enn General Hospital for the month of Aug 22

S.NO	DATE	CAPACITY OF ETP	Flow meter reading		Plant operation time		Chemical dosing (quantity)(Kgs/gms)			Energy meter reading		Sludge qty in Kgs	Ph observer		Date of Sample
			In let	Out let	Start(AM)	Close(PM)	Lime	Alum	Polyelectrol	Start	Close		In let	Out let	
20	20/8/22	16k	3016	2429	6.10	18.20		200gm	20gm						
21	21/8		3020	2431	7.40	18.00	200gm								
22	22/8		3024	2434	7.15	18.15									
23	23/8/22		3028	2437	7.10	6.40		200gm	20gm						
24	24/8		3033	2440	7.00	6.10									
25	25/8		3037	2443	6.55	6.00									
26	26/8/22		3041	2447	7.10	5.10	200gm	200gm	20gm			15/4			
27	27/8		3045	2450	7.15	5.40									
28	28/8		3050	2454	7.10	6.00									
29	29/8	10k	3054	2457	7.15	5.45	200gm	200gm	20gm						
30	30/8		3058	2460	7.10	5.10									
31	31/8/22		3062	2463	7.00	5.50									



**BEE ENN GENERAL HOSPITAL**  
 Tatab TULO Road, Vammu-186932  
 Mob. No. 9870225702  
 9870225702  
 E-mail: [beeenn@beeenngroup.com](mailto:beeenn@beeenngroup.com)  
 Website: [www.beeenngroup.com](http://www.beeenngroup.com)



ETP / STP LOG BOOK FORMAT

Log book of STP/ETP installed and operated by Bee Enn General Hospital for the month of Sept/22


S.NO	DATE	CAPACITY OF ETP	Flow meter reading		Plant operation time		Chemical dosing (quantity)(Kgs/gms)			Energy meter reading		Sludge qty in Kgs	Ph observer		Date of Sample
			In let	Out let	Start(AM)	Close(PM)	Lime	Alum	Polyelectrol	Start	Close		In let	Out let	
20	20/9/22		3210	2585	6:10AM	7:00PM		200g	20gm						
21	21/9		3218	2590	6:05	6:55									
22	22/9		3224	2596	6:15	7:10	200g	200gm	20gm						
23	23/9		3230	2602	6:40	7:00									
24	24/9		3237	2607	6:10	7:10		200g	20gm						
25	25/9	10k	3243	2612	6:15	7:05									
26	26/9		3249	2619	6:20	7:10	200g	200gm	20gm						
27	27/9		3256	2625	6:00	6:50						186g			
28	28/9		3262	2629	6:10	6:55		200g	20gm						
29	29/9		3268	2635	6:00	7:10	200g								
30	30/9/22		3274	2639	6:30	7:00		200g	20gm						


**BEE ENN GENERAL HOSPITAL**  
 Talab Millid Road, Jammu-180002  
 Mob. No. 9078225706, 9070225706  
 9070238588, 9076225707  
 E-mail: bngsh@beeenngroup.com  
 Website: www.beeenngroup.com

## ETP / STP LOG BOOK FORMAT

Log book of STP/ETP installed and operated by Bee Enn General Hospital for the month of... BC/22

S.NO	DATE	CAPACITY OF ETP	Flow meter reading		Plant operation time		Chemical dosing (quantity)(Kgs/gms)			Energy meter reading		Sludge qty in Kgs	Ph observer		Date of Sample
			In let	Out let	Start(AM)	Close(PM)	Lime	Alum	Polyelectrol	Start	Close		In let	Out let	
1	1/10/22		3280	2645	6.50	7.30									
2	2/10/22		3287	2658	7.10	7.00		200gm	20gm						
3	3/10		3293	2655	7.00	6.55	200gm								
4	4/10		3299	2660	7.15	6.55		200gm	20gm						
5	8/10		3306	2665	7.40	7.00									
6	6/10	10k	3312	2671	6.40	7.10	200gm	200gm	20gm						
7	7/10		3319	2676	6.25	7.00									
8	8/10		3325	2681	7.10	7.15		200gm	20gm						
9	9/10/22		3332	2686	6.50	7.10	200gm								
10	10/10		3338	2691	7.30	6.50		200gm	20gm			306gm			
11	11/10		3344	2696	7.25	6.55									
12	12/10		3350	2699	7.10	7.00		200gm	20gm						
13	13/10		3356	2705	7.00	7.15	200gm								
14	14/10		3362	2710	7.10	7.40		200gm	20gm						
15	15/10	10k	3368	2715	7.15	6.55									
16	16/10		3375	2720	7.20	6.30		200gm	20gm						
17	17/10/22		3381	2725	7.00	6.55	200gm								
18	18/10		3387	2730	6.55	6.50		200gm	20gm						
19	19/10		3393	2735	7.00	7.00									




**BEE ENN GENERAL HOSPITAL**  
 Telab Tilly Road, Jammu-180002  
 Mob. No. 980226708, 9070225702  
 9870928883, 9070225707  
 E-mail: bng@beeenngroup.com  
 Website: www.beeenngroup.com



ETP / STP LOG BOOK FORMAT

Log book of STP/ETP installed and operated by Bee Enn General Hospital for the month of Oct 12

S.NO	DATE	CAPACITY OF ETP	Flow meter reading		Plant operation time		Chemical dosing (quantity)(Kgs/gms)			Energy meter reading		Sludge qty in Kgs	Ph observer		Date of Sample
			In let	Out let	Start(AM)	Close(PM)	Lime	Alum	Polyelectrol	Start	Close		In let	Out let	
20	20/10/22		3400	2740	6:00	7:10		200g	20g						
21	21/10		3406	2745	5:55	6:15	200g								
22	22/10		3412	2748	5:50	7:05		200g	20g						
23	23/10		3418	2755	6:10	7:00									
24	24/10		3424	2760	6:25	7:10	200g	20g	20g						
25	25/10		3430	2765	6:10	7:15									
26	26/10	1000	3436	2770	6:00	7:00		200g	20g			15kg			
27	27/10		3442	2775	6:50	6:55	200g								
28	28/10/22		3448	2780	6:10	7:30		200g	20g						
29	29/10		3455	2786	6:25	7:10									
30	30/10		3461	2791	6:10	7:00	200g	20g	20g						
31	31/10		3467	2796	6:00	7:15									


**BE E NN GENERAL HOSPITAL**  
 Talab Tito Road, Jambang, Johor Bahru  
 Tel: 070 225701, 070 225702  
 Fax: 070 225703, 070 225704  
 E-mail: bng@beenngroup.com  
 Website: www.beenngroup.com

ETP / STP LOG BOOK FORMAT

Log book of STP/ETP installed and operated by Bee Enn General Hospital for the month of Nov/22

S.NO	DATE	CAPACITY OF ETP	Flow meter reading		Plant operation time		Chemical dosing (quantity)(Kgs/gms)			Energy meter reading		Sludge qty in Kgs	Ph observer		Date of Sample
			In let	Out let	Start(AM)	Close(PM)	Lime	Alum	Polyelectrol	* Start	Close		In let	Out let	
1	11/11/22		3473	2801	7:15	6:55		200gm	20gm						
2	2/11		3478	2805	7:00	6:50	200gm								
3	3/11		3484	2811	7:15	7:00		200gm	20gm						
4	4/11		3490	2815	7:20	7:10									
5	5/11	10k	3496	2820	7:00	7:15	200gm	200gm	20gm						
6	6/11		3502	2825	7:40	6:55									
7	7/11/22		3508	2831	7:35	6:30		200gm	20gm						
8	8/11		3514	2836	7:10	6:40									
9	9/11		3520	2841	6:55	7:10	200gm	200gm	20gm						
10	10/11		3526	2846	6:50	7:15									
11	11/11		3532	2851	7:10	6:05		200gm	20gm			30kg			
12	12/11		3538	2856	7:15	6:45									
13	13/11		3544	2861	7:10	7:00	200gm	200gm	20gm						
14	14/11	10k	3550	2866	7:15	7:15									
15	15/11		3556	2870	6:55	7:40		200gm	20gm						
16	16/11		3562	2875	6:50	7:10									
17	17/11		3568	2880	6:55	7:15	200gm	200gm	20gm						
18	18/11		3574	2885	7:00	6:50									
19	19/11		3580	2890	7:10	7:00		200gm	20gm						




**BEE ENN GENERAL HOSPITAL**  
 Talab Tillo Road, Jammu-180002  
 Mob. No. 970225706, 9070225702  
 9070638883, 9678225707  
 E-mail: bngn@beeenngroup.com  
 Website: www.beeenngroup.com

ETP / STP LOG BOOK FORMAT

Log book of STP/ETP installed and operated by Bee Enn General Hospital for the month of Nov'22


S.NO	DATE	CAPACITY OF ETP	Flow meter reading		Plant operation time		Chemical dosing (quantity)(Kgs/gms)			Energy meter reading		Sludge qty in Kgs	Ph observer		Date of Sample
			In let	Out let	Start(AM)	Close(PM)	Lime	Alum	Polyelectrol	Start	Close		In let	Out let	
20	20/11/22		3585	2894	7:15	8:00	200g	200g	20g						
21	21/11		3591	2899	7:15	8:10									
22	22/11		3605	2905	7:00	8:15		200g	20g						
23	23/11		3609	2909	7:18	7:00	200g								
24	24/11/22		3615	2914	7:10	7:15		200g	20g						
25	25/11		3620	2919	7:00	7:40									
26	26/11		3625	2923	7:40	7:10	200g	200g	20g						
27	27/11		3630	2928	6:55	7:25									
28	28/11		3636	2934	6:50	7:00			20g						
29	29/11		3639	2942	7:50	6:55	20g	20g						Some done	
30	30/11		3640	2948	7:05	7:00			20g			350g			19g


**BEE ENN GENERAL HOSPITAL**  
 Patala, Jilla Road, Jammu-180002  
 Mob: 977225702, 9070225702  
 907033883, 9070225702  
 E-mail: bng@beenngroup.com  
 Website: www.beenngroup.com

ETP / STP LOG BOOK FORMAT

Log book of STP/ETP installed and operated by Bee Enn General Hospital for the month of Dec/22


S.NO	DATE	CAPACITY OF ETP	Flow meter reading		Plant operation time		Chemical dosing (quantity)(Kgs/gms)			Energy meter reading		Sludge qty in Kgs	Ph observer		Date of Sample
			In let	Out let	Start(AM)	Close(PM)	Lime	Alum	Polyelectrol	Start	Close		In let	Out let	
1	1/12/22	100	3644	2952	6:55	6:00		200g	20g						
2	2/12/22		3649	2956	7:00	7:10	200g								
3	3/12		3653	2960	7:00	7:20		200g	20g						
4	4/12		3657	2964	7:10	8:00									
5	5/12		3661	2972	7:15	7:15	200g	200g	20g						
6	6/12		3665	2975	7:45	7:40									
7	7/12/22		3669	2979	7:55	6:00		200g	20g						
8	8/12		3673	2983	6:10	6:55	200g								
9	9/12		3677	2987	6:40	6:40		200g	20g			25g			
10	10/12	100	3681	2991	6:55	7:10		200g	20g						
11	11/12		3685	2995	7:00	7:15	200g	200g	20g						
12	12/12		3690	2999	7:10	7:20									
13	13/12/22		3694	3003	7:15	7:15		200g	20g						
14	14/12		3698	3007	7:25	7:25	200g								
15	15/12		3702	3011	7:30	8:10		200g	20g						
16	16/12		3706	3015	6:45	7:10									
17	17/12		3710	3019	6:10	6:5	200g	200g	20g						
18	18/12		3714	3023	7:00	6:55									
19	19/12	100	3718	3027	7:15	7:10		200g	20g						


**BEE ENN GENERAL HOSPITAL**  
 Taled Hills Road, Jammu - 180002  
 Mobile No: 9876543210, 9070225702  
 9876543210, 9070225702  
 E-mail: [beeenn@beeenngroup.com](mailto:beeenn@beeenngroup.com)  
 Website: [www.beeenngroup.com](http://www.beeenngroup.com)

ETP / STP LOG BOOK FORMAT

Log book of STP/ETP installed and operated by Bee Enn General Hospital for the month of Dec'22

S.NO	DATE	CAPACITY OF ETP	Flow meter reading		Plant operation time		Chemical dosing (quantity)(Kgs/gms)			Energy meter reading		Sludge qty in Kgs	Ph observer		Date of Sample
			In let	Out let	Start(AM)	Close(PM)	Lime	Alum	Polyelectrol	Start	Close		In let	Out let	
20	20/12/22	1.0	3723	3031	8.00	7.55									
21	21/12		3728	3038	7.58	7.00	200g	200g	20g						
22	22/12		3732	3039	6.10	7.00									
23	23/12		3736	3043	6.40	7.05		200g	20g						
24	24/12		3740	3047	6.55	7.05	200g								
25	25/12/22		3744	3050	7.10	7.00		200g	20g						
26	26/12		3748	3054	7.15	7.10									
27	27/12		3752	3058	7.30	6.55	200g	200g	20g			15kg			
28	28/12		3756	3062	7.15	6.40									
29	29/12	1.0	3760	3066	6.50	7.00		20g	20g						
30	30/12		3764	3070	6.55	7.10	200g								
31	31/12/22		3768	3074	6.50	7.15		20g	20g						


 BEE ENN GROUP  
 HOSPITAL  
 Intest. H/O No. 10, 11, 12, 13, 14, 15, 16, 17, 18, 19, 20, 21, 22, 23, 24, 25, 26, 27, 28, 29, 30, 31, 32, 33, 34, 35, 36, 37, 38, 39, 40, 41, 42, 43, 44, 45, 46, 47, 48, 49, 50, 51, 52, 53, 54, 55, 56, 57, 58, 59, 60, 61, 62, 63, 64, 65, 66, 67, 68, 69, 70, 71, 72, 73, 74, 75, 76, 77, 78, 79, 80, 81, 82, 83, 84, 85, 86, 87, 88, 89, 90, 91, 92, 93, 94, 95, 96, 97, 98, 99, 100  
 Ph. No. 04722 5702  
 E-mail: bigbee@beengroup.com  
 Website: www.beengroup.com